

Dry-Batch Concrete Plant Dust Collectors DRYBATCH® R01



The DRYBATCH® R01 Dust Collector has been specially designed for dust collection from the truck mixer inlet zone in dry batch plants during filling of the truck mixer.



Features

- The installation do not require special foundations
- The access door, supported by a robust hinge, allows free and easy access to the filter element, reducing the maintenance time.
- Reduced overall dimensions due to the special geometry and positioning of the filter elements.



- After market availability of filter elements
- Easy handling of filter elements
- Compressed air consumption: 210 l/min
- Easy replacement of the filter elements through the access door
- Air jet cleaning system inside maintenance access door

Benefits

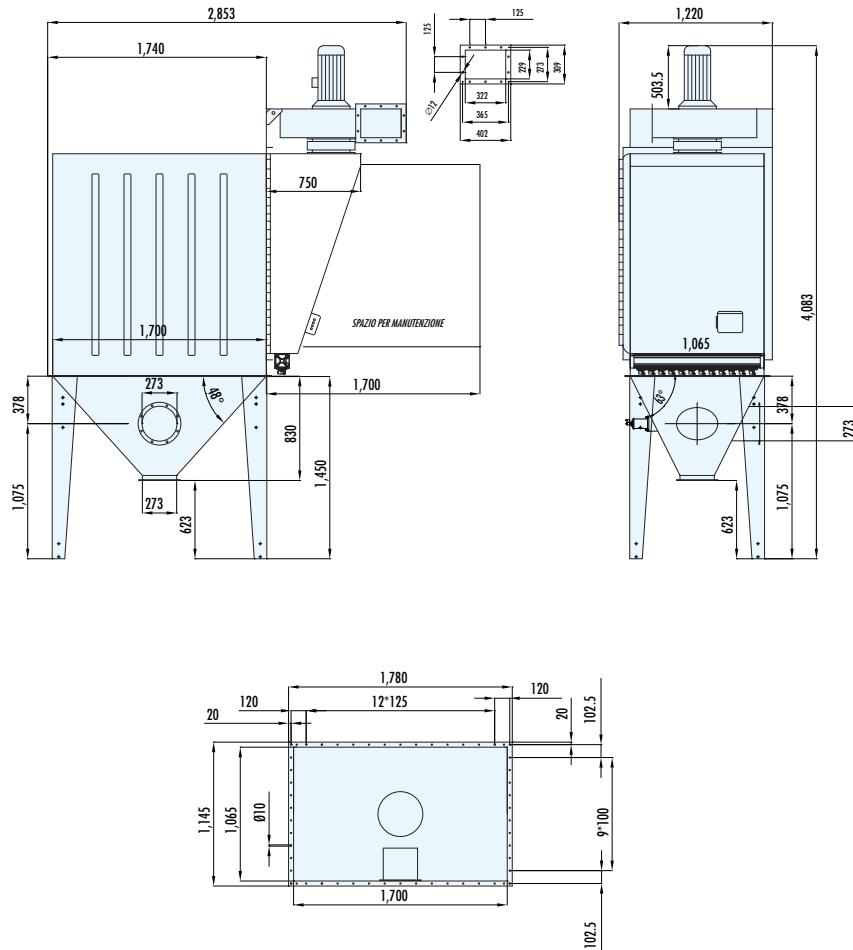
- ▶ **LOW MAINTENANCE COSTS AND OPERATIONS**
- ▶ **LOWER ENERGY CONSUMPTION**
- ▶ **HIGHER WORK SAFETY CONDITIONS FOR THE OPERATOR**
- ▶ **PROLONGED LIFE DURATION**

DUST EMISSION
< 10 mg/Nm³



COMPLIANT WITH
HEALTH AND SAFETY
STANDARD

Technical Data

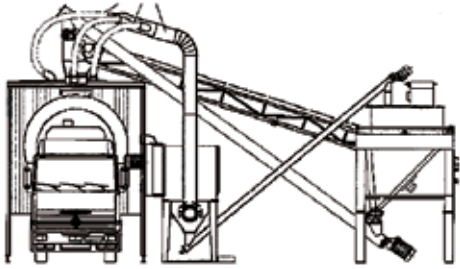


POLYGONAL SHAPE DUST COLLECTOR	Horizontal
FILTER ELEMENT	Pocket
FILTER SURFACE	54 m ²
FILTER MEDIA	Polyester felt 500 gr/m ²
CLEANING SYSTEM	Reverse air jet (min. 5 - max. 6 bar)
TIMER	Electronic multivoltage 24 V - 260 V DC/AC 50/60 Hz
SOLENOID VALVE NUMBER	12
DIFFERENTIAL PRESSURE DEVICE	Electronic with display and exit 4-20 mA
FAN	11 kW
FAN MAXIMUM AIR CAPACITY	6,000 m ³ /h
CASING AND DOOR MATERIAL	STAINLESS STEEL 304
SEAL FRAME MATERIAL	Carbon steel powder-coated RAL 7001

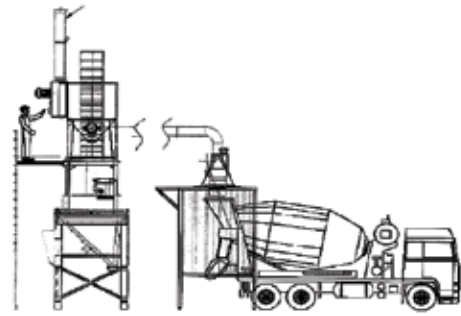
Applications



GROUND INSTALLATION



WEIGH HOPPER INSTALLATION



December 2013 Rights reserved to modify technical specifications.



WAM Inc.
1300 Triad Blvd.;
Fort Worth, TX 76131
Tel.: +1 817-232-2678

75 Boulderbrook Circle;
Lawrenceville, GA 30045
Tel.: +1 770-339-6767



www.wamgroup.com